



Collection


Puerto Rico and U.S. Virgin Islands Canopy Cover Mapping

USDA - Forest Service - International Institute of Tropical Forestry


Geospatial Technology & Applications Center (GTAC)
Resource Mapping Inventory & Monitoring (RMIM)

[Get started](#)


Tree canopy cover is a commonly used metric in the U.S. Department of Agriculture, Forest Service that provides data on tree distribution on the landscape and informs resource management activities such as forest thinning and habitat mapping. Canopy cover and the trees that create it are critical components of urban ecosystems, which provide important ecosystem services that range from reducing temperatures and energy costs to providing habitat for wildlife and improving human health.



1 Introducing Tree Canopy Cover Maps and Data



2 Behind the Scenes of Tree Canopy Cover Mapping



3 Recognizing the Importance of Tree Canopy Mapping

Tropical TCC

Colors

Background color



Secondary background color ⓘ



Header color

Use theme colors ⓘ



Accent color
The initial color used for ornaments, and link



Optional accent colors

These colors will be provided as additional palette options



Typography


Title and headings



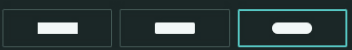
Paragraph



Caption



Buttons



Use custom color ⓘ

Quotes



Use custom color ⓘ



Links

Separators

Basemap

Logo



Remove

Logo link

<https://www.fs.usda.gov/iitf>

Logo alternative text ⓘ

USDA Forest Service logos

This is your story's title

This story includes several of the pieces you might use in your own story—like paragraphs, buttons, separators, and more. To get started, select a section of the styling panel and make some adjustments. As you adjust different elements, you'll see this story adjust to demonstrate how they look. Try changing the paragraph font, and see what happens to this text.

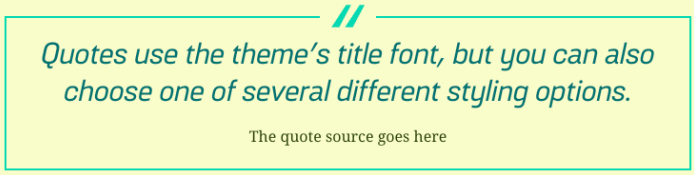
Next, try adjusting the button style and see how your selection affects the button below. You'll also notice that it uses the paragraph font for its text.



This is a heading style

You can style your paragraph text to use **bold**, *italics*, and ***bold italics***, so you can emphasize important text accordingly. These come pre-packaged with the fonts you've chosen, so there's nothing extra you need to configure.

This is your theme's link style.



This is a subheading style

Your theme's accent color is used in both quotes (see above) and separators (below). If you add an express map to your story, your drawn features will use the accent color too.

Add ability upload a logo for the Header



This is a button

This is a heading style

You can style your paragraph text to use **bold**, *italics*, and ***bold italics***, so you can emphasize important text accordingly. These come pre-packaged with the fonts you've chosen, so there's nothing extra you need to configure.

This is your theme's link style.

Quotes use the theme's title font, but you can also choose one of several different styling options.

The quote source goes here

This is a subheading style

Your theme's accent color is used in both quotes (see above) and separators (below). If you add an express map to your story, your drawn features will use the accent color too.

Colors

Background color



Secondary background color ⓘ



Header color

Use theme colors ⓘ



Accent color

The initial color used for buttons, separators, quotes, ornaments, and linked text



Optional accent colors

These colors will be provided as additional palette options

